


ZONEPRO® PLUS MOBILE STAND ASSEMBLY



Tools Required: 5mm Hex Driver


For best results, assemble on a table or while seated on the ground.




1 Insert the pole into the base.



2 Lay the unit down carefully.




3 Secure the pole using the three screws.



4 Remove the screws from the mounting bracket on the housing.



5 Position the housing onto the bracket.



6 Reinstall and tighten the screws to secure the housing.

(801) 881-0011 | www.MadeByModus.com

SCAN QR CODE
TO VIEW HOW-TO
VIDEO

