



TWO-BUTTON

THREE-BUTTON



NOTE 1

NOTE 1

OPERATION OF THREE-BUTTON CONTROL
 THE 'STOP' AND 'EMERGENCY STOP' BUTTONS BOTH
 ACTIVATE MOTOR BRAKING.

NOTE 1: PROVIDE ADEQUATE SPACE BELOW CONTROL
 PANEL FOR A MINIMUM CABLE BEND RADIUS OF 25MM.
 ALTERNATE CABLE EXIT DIRECTIONS AVAILABLE BY
 SPECIAL ORDER.


PROJECT NAME

OPTIONS FOR ON/OFF/BRAKING CONTROL

PAGE NAME

PAGE 1 - STANDARD CONTROL PANELS

UNITS MM	REV 03/09/20	SIZE LETTER	SCALE
-----------------	---------------------	--------------------	--------------



CONNECTIONS

FOOT SWITCH SUPPLIED WITH STANDARD M12 CONNECTOR AND PLUGS INTO MATING CONNECTOR ON POWER TOOL BRAKE.

OPERATION

- DEPRESS AND HOLD FOOT SWITCH TO OPERATE MACHINERY.
- RELEASE FOOT SWITCH TO BRAKE MACHINERY.

NOTE 1: PROVIDE ADEQUATE SPACE BEHIND FOOT SWITCH FOR CABLE GLAND AND CABLE BEND RADIUS.

PROJECT NAME

OPTIONS FOR ON/OFF/BRAKING CONTROL

PAGE NAME

PAGE 2 - FOOT CONTROLS

UNITS MM

REV 03/09/20

SIZE LETTER

SCALE



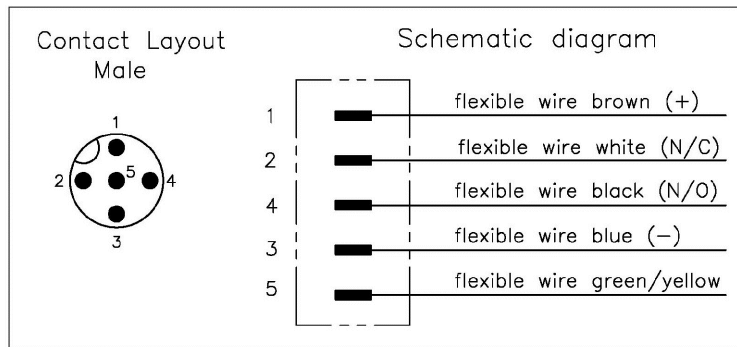
INTERFACE CABLES

INTERFACE CABLES ARE SOLD IN THE 'PIGTAIL' CONFIGURATION FOR SIMPLE CUSTOMIZATION OF CONTROL INTERFACE.

CONTROL AND WIRING DIAGRAMS ARE AVAILABLE UPON REQUEST.

SPECIFY LENGTH WHEN ORDERING.

INTERFACE CABLES ARE AVAILABLE IN THE FOLLOWING LENGTHS (METERS):
1.5, 3.0, 5.0, 10.0.



PROJECT NAME

OPTIONS FOR ON/OFF/BRAKING CONTROL

PAGE NAME

PAGE 3 - INTERFACE CABLES

UNITS MM

REV 03/09/20

SIZE LETTER

SCALE